


DMC420A SEAHAWK MAINTENANCE KIT

For Electrical Connectors and Wiring Systems



DMC420A for the SIKORSKY SEAHAWK

THE MAINTENANCE PROBLEM...

Modern aircraft, such as the Sikorsky Seahawk, have complicated electrical wiring systems containing many different connectors, contacts and terminals, the repair of which require precision tools.

It is not a cost effective use of the time of your technical staff to start from scratch and try to become intimately knowledgeable about which precision tools must be used to repair each electrical connector, contact and terminal when DMC has already performed this task for the Seahawk.

AOG TIME CONSTRAINTS. Once the aircraft becomes inoperable because of a connector failure, it is imperative to be able to replace the connector, contact or terminal as quickly as possible to avoid loss of mission capability due to AOG. The DMC420A kit supplies your staff with both the information and the tools necessary to make this type of repair to the Seahawk in the shortest time possible.

THE DMC SOLUTION...

TOOLING RESEARCH. DMC has already researched the wiring manual of the Seahawk and has identified the most common tools required to maintain the electrical connectors in the Seahawk.

Tool kit supplied in 2 environmentally sealed fiberglass case and includes: Name Plate, Foam Pads/Inserts, and Contents Charts.



Actual Kit may vary from example shown.

DMC420A

NSN 5180-01-250-2717












DMC DANIELS
MANUFACTURING
CORPORATION[®]

DANIELS MANUFACTURING CORP., 526 THORPE ROAD, ORLANDO, FL 32824, USA
PHONE (407) 855-6161 • FAX (407) 855-6884 • www.DMCTools.com • E-MAIL: DMC@DMCTools.com

DMC420A SEAHAWK MAINTENANCE KIT

For Electrical Connectors and Wiring Systems

DMC420A TOOL AND ACCESSORY LIST		
	5	Crimp Tools
	5	Turret Heads
	13	Positioners
	2	Single Position Heads
	7	Die Sets
	3	Metal Insertion Tools
	4	Metal Removal Tools
	36	Plastic Ins/Rem Tools
	8	Insertion Tweezers
	8	Removal Tweezers
	4	Contact gages
	4	Unwired Contact Removal Tools w/ Probes
	2	Wire Cutter
	4	Wire Strippers
	1	In-Service Inspection Gage
	1	Die Removal Tool
	3	Hex Wrench
	1	Cable Tie Tool
	3	Coaxial Cable Stripper
	1	Trim Tool

DMC420A TOOL AND ACCESSORY LIST		
	1	Trimmer
	42	Adaptor Tool
	1	T-Handle Wrench
	1	Strap Wrench
	1	Soft Jaw Plier
	1	1/4" to 3/8" adaptor
	1	Cable Cutter
	3	Insert, Cable Adaptor
	2	Holding Fixtures
	3	Solder Gages
	2	Razor Blades

TOOL KIT CONFIGURATION	
Type of Case	Portable
Number of Cases	2
Color	Yellow
Type of Construction	Fiberglass/Aluminum
Application	Sikorsky Seahawk
Coverage	Airframe Power Connectors
	Terminals size 12 AWG and Smaller
	Coaxial Connectors
Type of Inserts	Unicellular Polyethylene Foam with Die Cut Tool Cavities

NOTICE: Unless otherwise stated by DMC; tools contained in this kit have been selected based upon their suitability to service the related connector or contact indicated. Military Standard tools have been utilized wherever possible. These tools are not necessarily the production tools used to manufacture the aircraft and therefore, these tools may or may not correspond to the tools listed in the OEM wiring manual and/or the Chapter 20 Standard Wiring Practices Manual list of approved tooling. Verification Is Required.