


# DMC886 Sikorsky S-70B-2 MAINTENANCE KIT For Electrical Connectors and Wiring Systems



## DMC886 for the Sikorsky S-70B-2

### THE MAINTENANCE PROBLEM...

Modern aircraft, such as the Sikorsky S-70B-2, have complicated electrical wiring systems containing many different connectors, contacts and terminals, the repair of which require precision tools.

It is not a cost effective use of the time of your technical staff to start from scratch and try to become intimately knowledgeable about which precision tools must be used to repair each electrical connector, contact and terminal when DMC has already performed this task for the Sikorsky S-70B-2.

**AOG TIME CONSTRAINTS.** Once the aircraft becomes inoperable because of a connector failure, it is imperative to be able to replace the connector, contact or terminal as quickly as possible to avoid loss of mission capability due to AOG. The DMC886 kit supplies your staff with both the information and the tools necessary to make this type of repair to the Sikorsky S-70B-2 in the shortest time possible.

### THE DMC SOLUTION...

**TOOLING RESEARCH.** DMC has already researched the wiring manual of the Sikorsky S-70B-2 and has identified the most common tools required to maintain the electrical connectors in the Sikorsky S-70B-2. DMC has cross referenced these tools to the connectors, contacts and terminals, eliminating costly and time-consuming research which would otherwise have to be performed by your electrical technicians.

**IMMEDIATE AVAILABILITY OF TOOLS AND TECHNICAL INFORMATION.** The DMC886 kit contains all of the tooling to connector, contact and terminal cross reference information needed to support the Sikorsky S-70B-2. In addition, the DMC886 kit also contains illustrated operating instructions for the required tooling.

**ALL IN ONE.** Since all of these tools, together with their operating instructions, are contained in a single kit, the connector repair can be made in the shortest time possible, thus permitting a rapid return of your Sikorsky S-70B-2 to service.



DMC886



















**DMC** DANIELS  
MANUFACTURING  
CORPORATION®

Tool kit supplied in 2 environmentally sealed fiberglass case and includes:  
Name Plate, Foam Pads/Inserts,  
Contents Charts, Instruction Charts,  
and Tool Selection Charts.

DANIELS MANUFACTURING CORP., 526 THORPE ROAD, ORLANDO, FL 32824, USA  
PHONE (407) 855-6161 • FAX (407) 855-6884 • [www.DMCTools.com](http://www.DMCTools.com) • E-MAIL: [DMC@DMCTools.com](mailto:DMC@DMCTools.com)

# DMC886 Sikorsky S-70B-2 MAINTENANCE KIT For Electrical Connectors and Wiring Systems

## DMC886 TOOL AND ACCESSORY LIST

	6	Crimp Tools
	5	Turret Heads
	16	Positioners
	11	Die Sets
	15	Metal Insertion Tools
	18	Metal Removal Tools
	28	Plastic Ins/Rem Tools
	4	Contact gages
	1	Unwired Contact Removal Tool w/ 9 Probes
	1	Wire Cutter
	2	Wire Strippers
	2	T-Handle Wrench
	2	Strap Wrench w/ 2 Spare Straps
	3	Coaxial Cable Stripper
	56	Adaptor Tool
	1	Soft Jaw Pliers
	1	Cable Tie Tool
	1	Wire Trimmer
	2	Trim Jigs
	1	Holding Fixture
	1	Illuminated Magnifier
	1	Die Removal Tool
	2	In-Service Inspection Gage
	1	Hex Wrench

## DMC886 CONNECTOR COVERAGE

MANUFACTURER	SERIES
MIL-C-24308	
MIL-C-26482	I & II
MIL-C-28804	
MIL-C-28840	
MIL-C-38999	I, II, III, IV
MIL-C-5015	3100 & 3450
MIL-C-81511	IV
MIL-C-81703	I & II
MIL-C-83723	III
MIL-C-83733	
MIL-S-81824	
MIL-T-7928	Insulated Terminals
MIL-T-81714	Terminal Junction Modules
DOD	AIMS
Bendix	LJT, PC, PT, TV
Collins	Thin Line I
G & H Tech	BLB and BOB
ITT Cannon	D*C, DPDMA, DPGM, DPK AND DPX*NE
Matrix Science	MRTB
Pyle National	BF8

NOTICE: Unless otherwise stated by DMC; tools contained in this kit have been selected based upon their suitability to service the related connector or contact indicated. Military Standard tools have been utilized wherever possible. These tools are not necessarily the production tools used to manufacture the aircraft and therefore, these tools may or may not correspond to the tools listed in the OEM wiring manual and/or the Chapter 20 Standard Wiring Practices Manual list of approved tooling. Verification Is Required.

## TOOL KIT CONFIGURATION

Type of Case	Portable
Number of Cases	2
Color	Yellow
Type of Construction	Fiberglass/Aluminum
Application	Sikorsky S-70B-2
Coverage	Airframe Power Connectors
	Terminals size 12 AWG and Smaller
	Coaxial Connectors
Type of Inserts	Unicellular Polyethylene Foam with Die Cut Tool Cavities